

How to make a Testing Appointment Weekly Testing

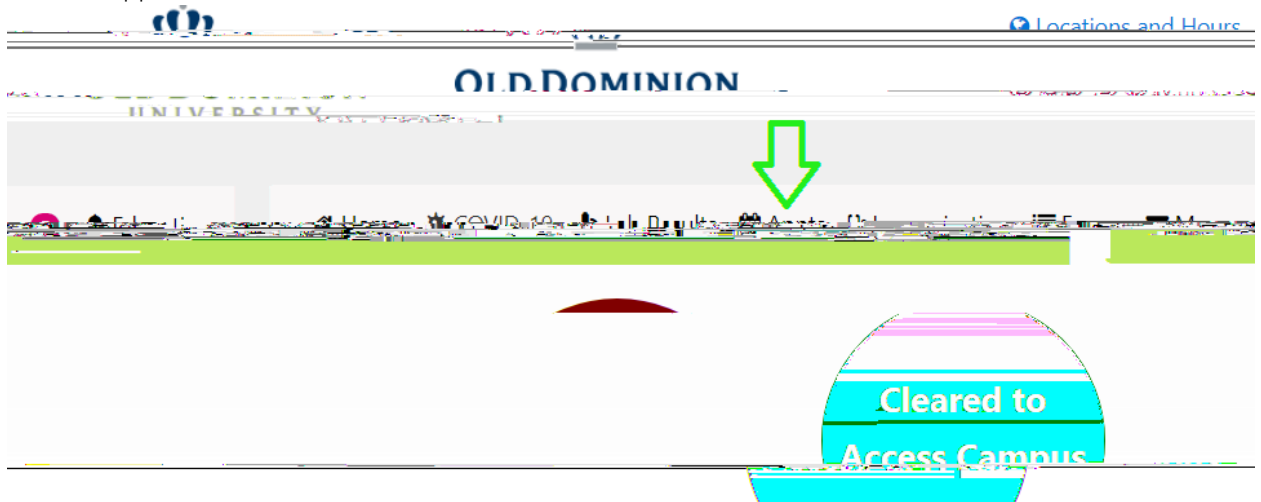
Please use this guide to schedule your weekly test at the Jim Jarrett Annex.

Collection of your sample (nasal swab) will be at the Jim Jarrett Annex Building.

- Turn West onto 43rd street.
- b. Turn right / North onto Elkhorn.
- c. At the end of Elkhorn Ave is 30-minute parking.
- d. Walk toward the Monorail trail.
- e. Walk West along the Monorail path towards Powhattan Ave.
- f. When you cross Elkhorn near the new Chemistry building you will see the Jim Jarrett Annex on the left behind the Virginia House Residence Hall.

Making an Appointment:

1. Go to your Daily Check-in page in the Monarch Wellness Portal by mobile device or computer.
2. Click on Appts



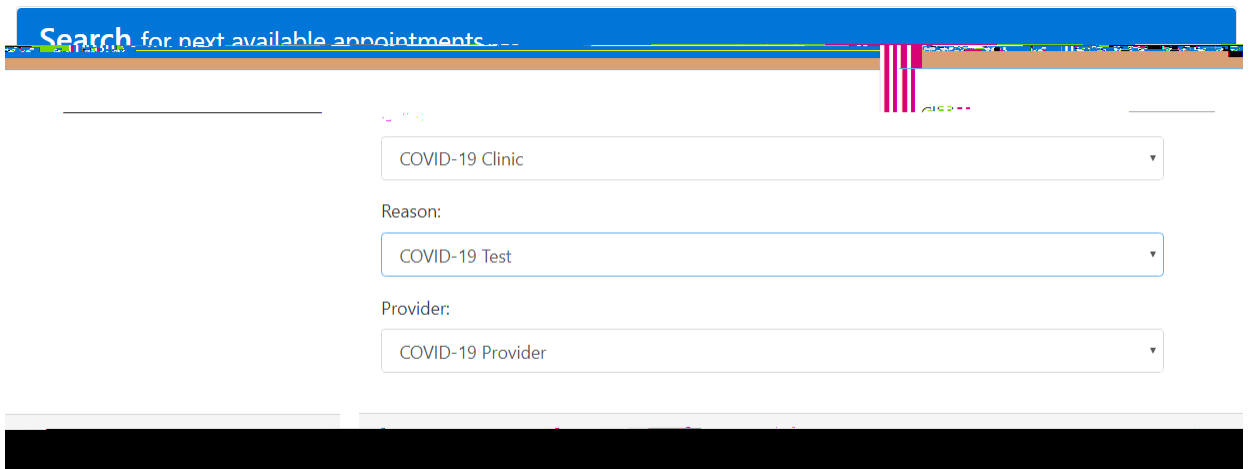
3. On the next page Read the instruction.
4. Scroll down to Locations.

How to make a Testing Appointment Weekly Testing

Please use this guide to schedule your weekly test at the Jim Jarrett Annex.


- Click on option for the COVID-19 Testing Facility – Jim Jarrett Annex Building

- Ensure you select the options, so your screen looks like this and press Submit:



The screenshot shows a web interface with a blue header bar containing the text "Search for next available appointments...". Below the header, there are three dropdown menus. The first dropdown menu is labeled "COVID-19 Clinic" and has a downward arrow. The second dropdown menu is labeled "Reason:" and has "COVID-19 Test" selected. The third dropdown menu is labeled "Provider:" and has "COVID-19 Provider" selected. Below the dropdown menus, there is a black rectangular button.

- Select the day for your test. Note the system will tell you the next available test date.

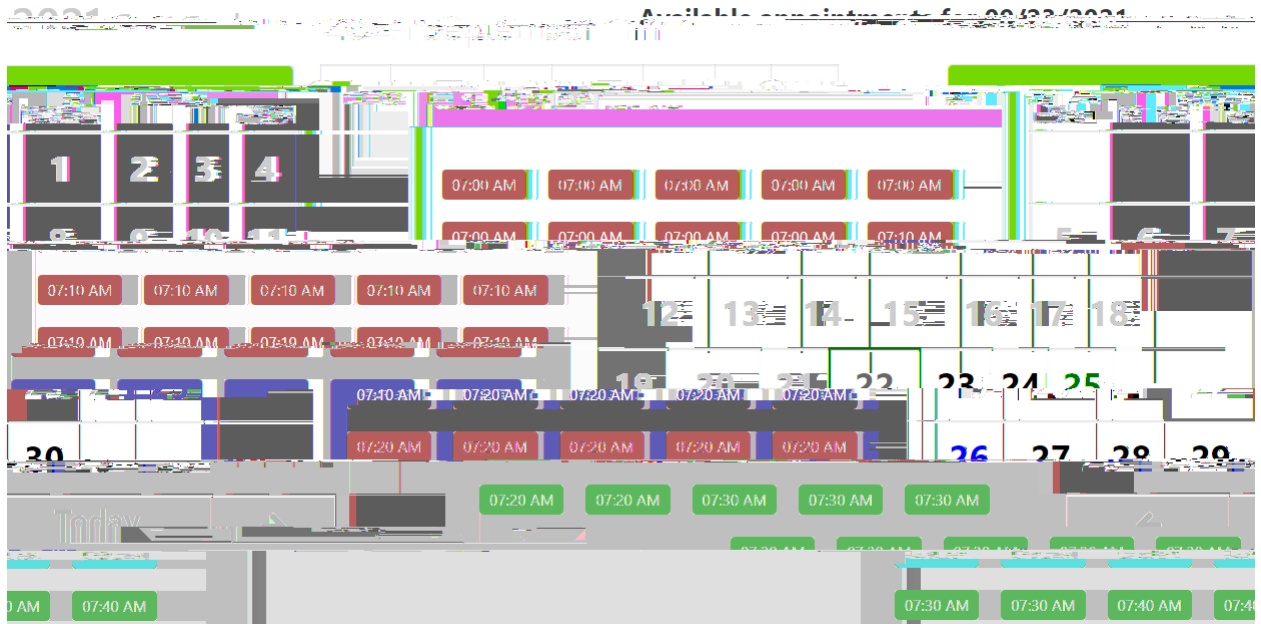


The screenshot shows a calendar interface for selecting a test date. The calendar is for the month of October 2021. The days are displayed in a grid format. A red arrow points to the date 20, which is highlighted in blue, indicating it is the selected date. The text "Available appointments for 09/22 (2021)" is visible at the top of the calendar. The calendar also shows the days 19, 21, 22, 23, 24, and 25.


How to make a Testing Appointment Weekly Testing

Please use this guide to schedule your weekly test at the Jim Jarrett Annex.

8. Select the best time for your test from the testing times shown as available by clicking on the time shown.



9. When you this page you are almost done. Just click on the forms link and complete the forms which will be needed should you test positive.



10. That's it. You've now booked an appointment.

11. To cancel an appointment, go to the Home Screen



How to make a Testing Appointment Weekly Testing

Please use this guide to schedule your weekly test at the Jim Jarrett Annex.

12. Scroll down to Upcoming Appointments and press cancel

